

REVID YIELDS OVER \$1M IN NET PATIENT REVENUE WITH 90% ADOPTION



Over a three-month period, a client facing challenges in manual charge reconciliation successfully implements RevID with minimal IT involvement. This resulted in a 90% adoption rate for charge reconciliation across departments and over \$1M in annualized net patient revenue.





CHALLENGES

- Due to the time-consuming manual effort involved, departments did not adopt charge reconciliation procedures, resulting in significant revenue leakage.
- Lack of visibility of missed charges, rendered it impossible to quantify or identify which departments were deficient.
- Due to disparate data, no centralized charge reconciliation system for hospital and/or physician billing across the enterprise.

“
RevID is helping us find things we were never aware of, like things going to the incorrect General Ledger...”
 – Director of Revenue Integrity

CLIENT PROFILE

EMR: ORACLE HEALTH COMMUNITYWORKS

	65 BEDS 1 FACILITY		\$115M NET PATIENT REVENUE
	3K INPATIENT DISCHARGES		50K OUTPATIENT VISITS

GOALS

- Automate daily charge reconciliation with minimal manual intervention to promote adoption across all departments.
- Quantify missed charges & identify deficient departments for targeted training.
- Quickly implement a solution with minimal IT involvement to mitigate further revenue leakage.

OUTCOMES

IMPLEMENTATION OVERVIEW

RevID centralized charge reconciliation for hospital and physician billing, providing enterprise-level visibility with...

<3

MONTHS TO IMPLEMENT

1 HR

IT RESOURCE TIME SPENT

RESULTS POST 90-DAYS LIVE

>\$1M

ANNUALIZED NET PATIENT REVENUE

90%

ADOPTION RATE

>3K

CHARGES RECONCILED

Main Departments with Charge Reconciliation Deficiencies | **1) Emergency Department**
2) Radiation Therapy
3) Nursing